



State of Oregon Department of Environmental Quality

Targeted Employer Survey – September 2022

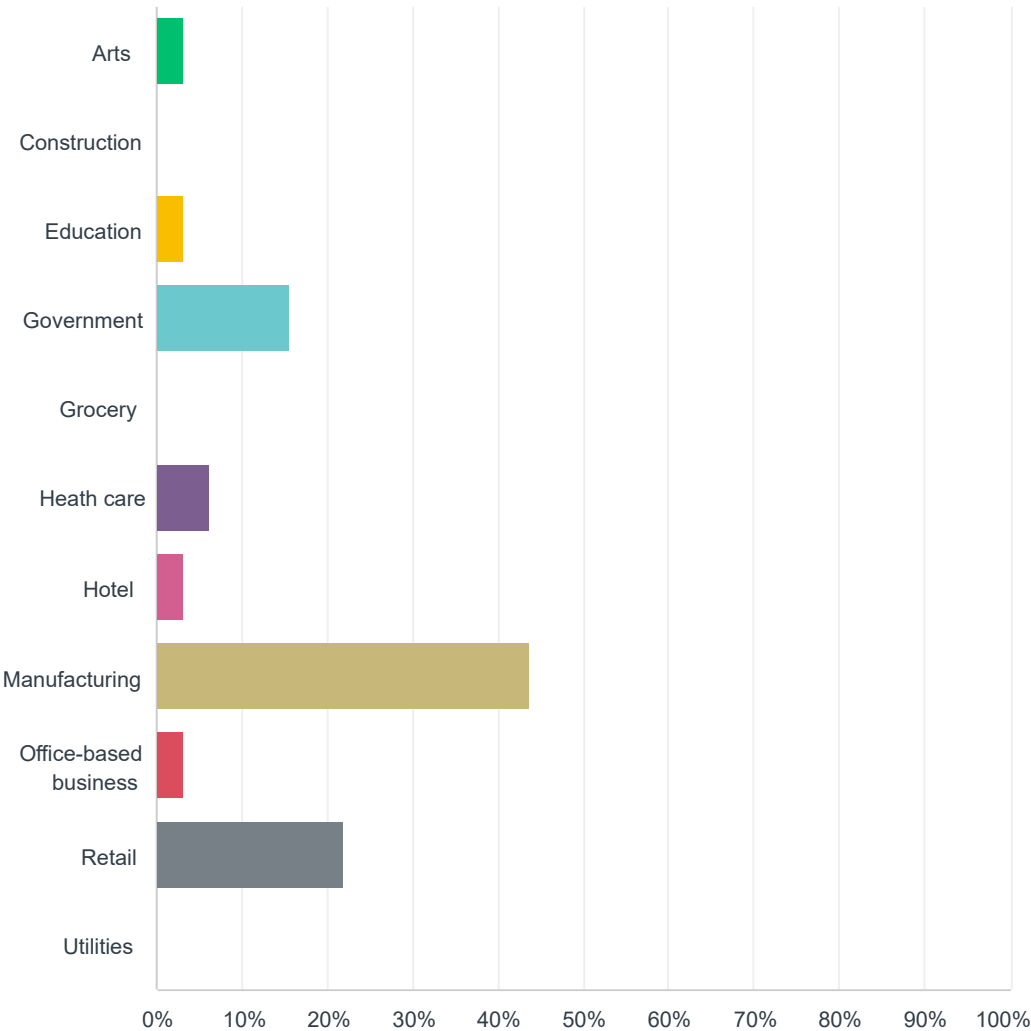
Commute Options Rulemaking 2021

Advisory Committee Meeting 3, Sept. 21, 2022

These are the results of the Targeted Employer Survey that did not meet the 10% reduction (from 2019-2022 survey reports). This survey was conducted in September of 2022.

Q1 What is your business sector?

Answered: 32 Skipped: 6



Employer Commute Option Challenges

ANSWER CHOICES	RESPONSES	
Arts	3.13%	1
Construction	0.00%	0
Education	3.13%	1
Government	15.63%	5
Grocery	0.00%	0
Heath care	6.25%	2
Hotel	3.13%	1
Manufacturing	43.75%	14
Office-based business	3.13%	1
Retail	21.88%	7
Utilities	0.00%	0
TOTAL		32

Q2 What incentives do you have in place to reduce drive-alone commuting to your worksite?

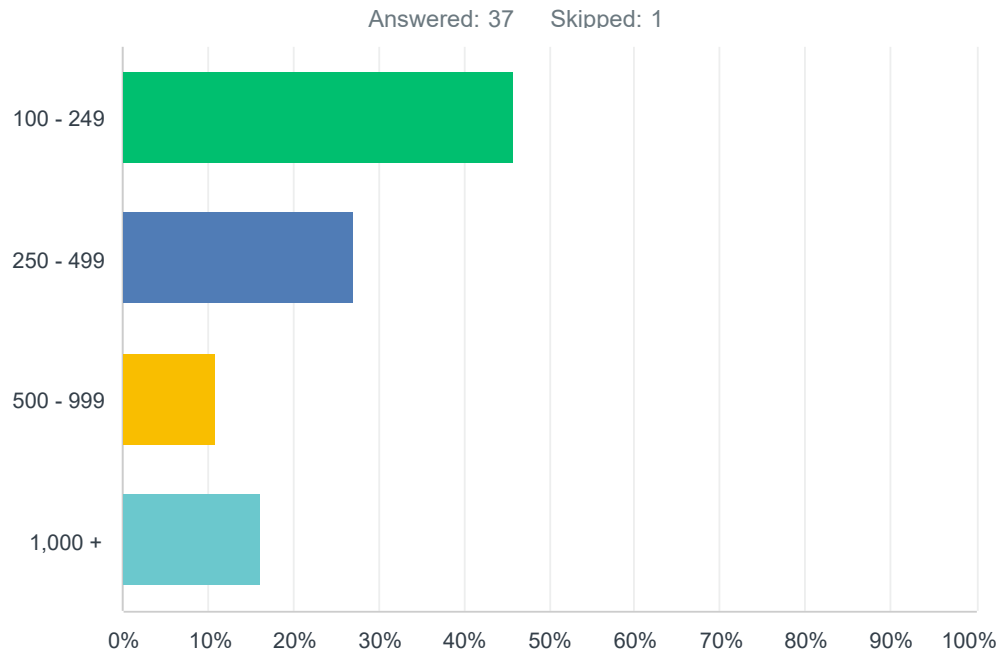
Answered: 22 Skipped: 16



Employer Commute Option Challenges

ANSWER CHOICES	RESPONSES	
Bike/active transportation amenities	40.91%	9
Carpool benefits	40.91%	9
Charging a fee for parking	9.09%	2
Flexible schedules including compressed work weeks	68.18%	15
Guaranteed/emergency ride home	27.27%	6
Parking cash-out (pay employees not to use a parking space)	0.00%	0
Remote work	72.73%	16
Subsidized or free transit pass	40.91%	9
Vanpool	4.55%	1
Other (please specify)	13.64%	3
Total Respondents: 22		

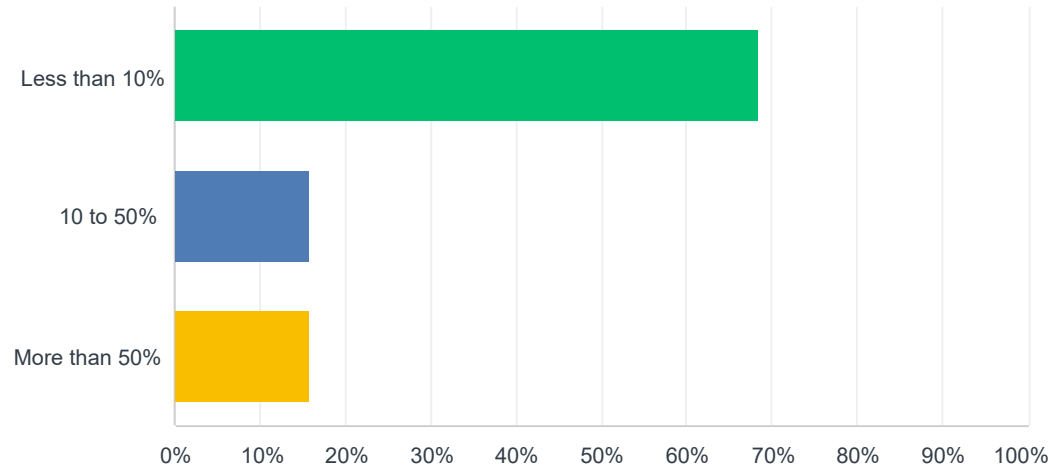
Q3 How many people are employed at one or more worksites?



ANSWER CHOICES	RESPONSES	
100 - 249	45.95%	17
250 - 499	27.03%	10
500 - 999	10.81%	4
1,000 +	16.22%	6
TOTAL		37

Q4 Approximately what percentage of employees have access to telecommuting or remote work?

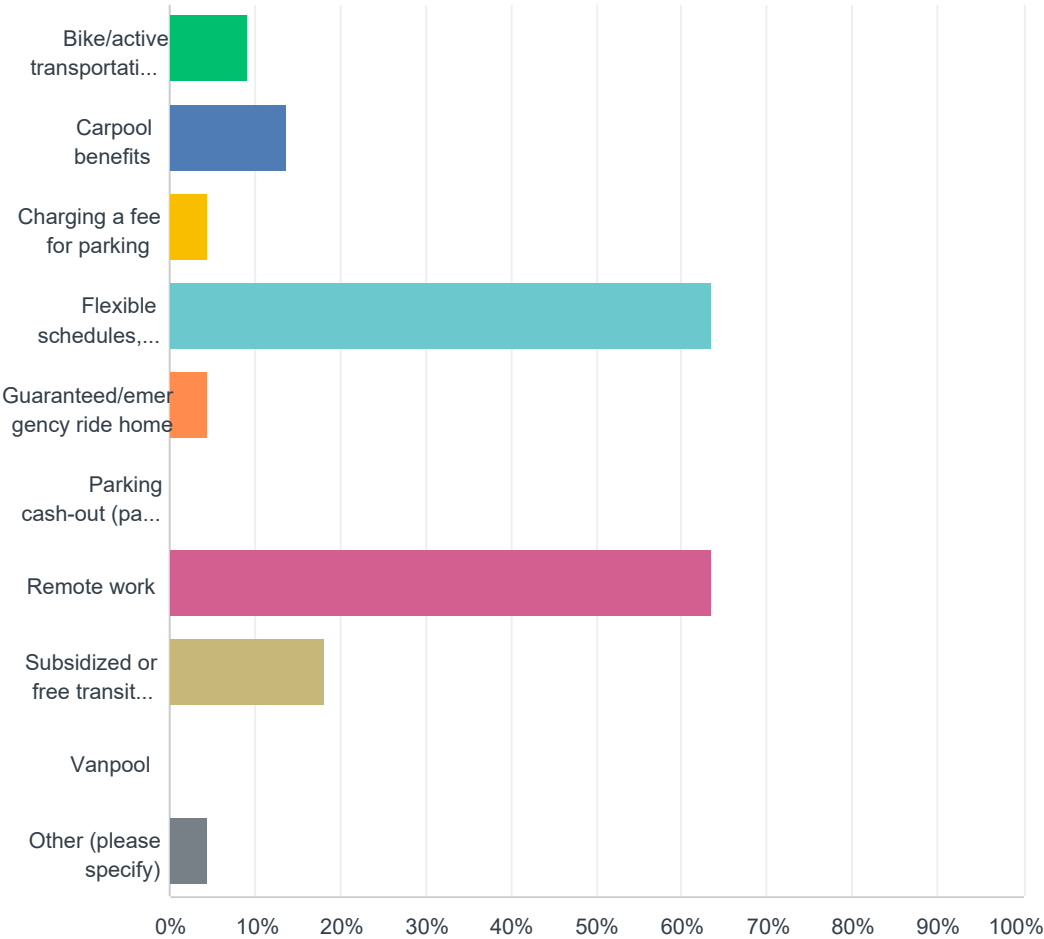
Answered: 38 Skipped: 0



ANSWER CHOICES	RESPONSES	
Less than 10%	68.42%	26
10 to 50%	15.79%	6
More than 50%	15.79%	6
TOTAL		38

Q5 What are the two strongest incentives for your employees not to drive to work?

Answered: 22 Skipped: 16

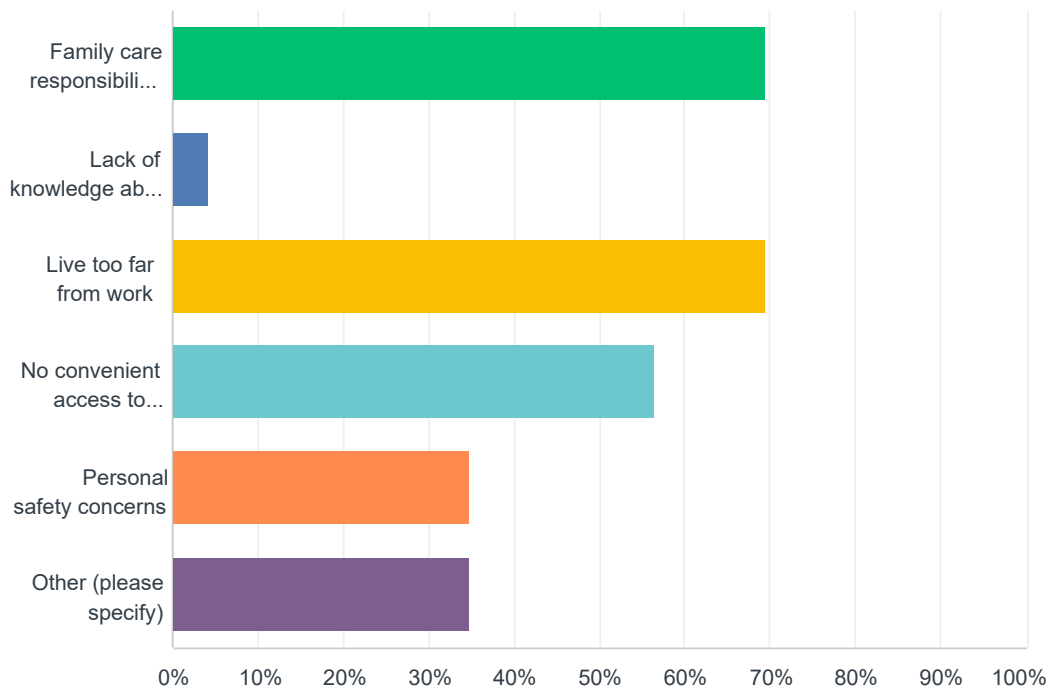


Employer Commute Option Challenges

ANSWER CHOICES	RESPONSES	
Bike/active transportation amenities	9.09%	2
Carpool benefits	13.64%	3
Charging a fee for parking	4.55%	1
Flexible schedules, including compressed work week	63.64%	14
Guaranteed/emergency ride home	4.55%	1
Parking cash-out (pay employees not to use a parking space)	0.00%	0
Remote work	63.64%	14
Subsidized or free transit pass	18.18%	4
Vanpool	0.00%	0
Other (please specify)	4.55%	1
Total Respondents: 22		

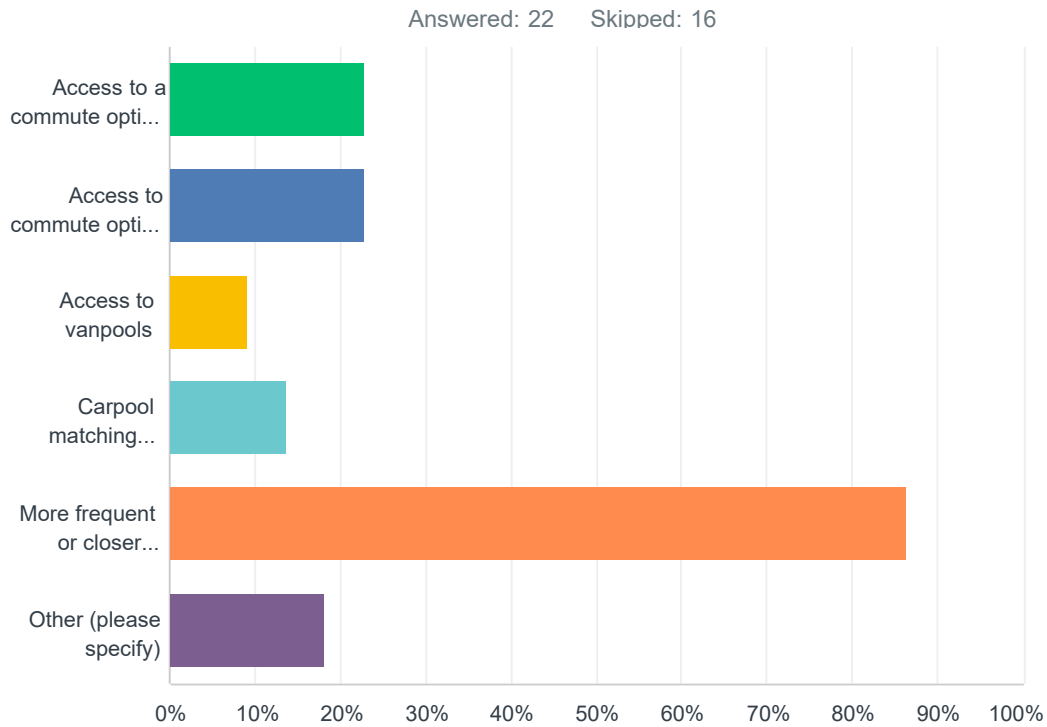
Q6 What have employees said prevents or hinders them from using commute options?

Answered: 23 Skipped: 15



ANSWER CHOICES	RESPONSES	
Family care responsibilities	69.57%	16
Lack of knowledge about options	4.35%	1
Live too far from work	69.57%	16
No convenient access to transit	56.52%	13
Personal safety concerns	34.78%	8
Other (please specify)	34.78%	8
Total Respondents: 23		

Q7 What else would help your business reduce drive-alone commutes?



ANSWER CHOICES	RESPONSES	
Access to a commute option coordinator	22.73%	5
Access to commute option educational resources	22.73%	5
Access to vanpools	9.09%	2
Carpool matching service	13.64%	3
More frequent or closer transit	86.36%	19
Other (please specify)	18.18%	4
Total Respondents: 22		